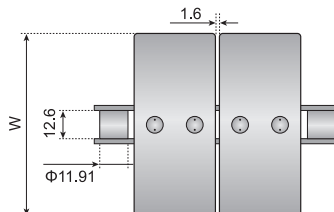



顶板链 Plate Top Chains

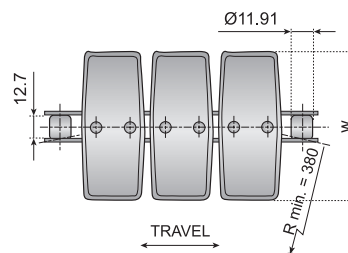
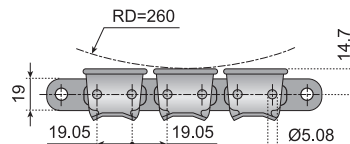
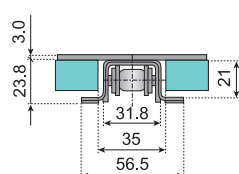
1864 直行顶板链, 基链节距 19.05mm (3/4")
1864 STRAIGHT RUNNING PLATE TOP CHAIN, PITCH 19.05mm (3/4")



链轮 Sprocket
Page C21/C22

链号 Chain No.	宽度 Width (W)		重量 Weight		载荷 Working Load
	mm	inch	kg/m	lbs/ft	N
STEEL TOP PLATE / STEEL BASE CHAIN					
1864 - K325	82.5	3.25	3.33	2.24	4500
1864 - K450	114.3	4.50	4.00	2.69	4500
1864 - K600	152.4	6.00	4.40	2.95	4500
1864 - K750	190.5	7.50	4.80	3.22	4500
STAINLESS STEEL TOP PLATE / STAINLESS STEEL BASE CHAIN					
1864 SS - K325	82.5	3.25	3.33	2.24	3400
1864 SS - K450	114.3	4.50	4.00	2.69	3400
1864 SS - K600	152.4	6.00	4.40	2.95	3400
1864 SS - K750	190.5	7.50	4.80	3.22	3400

1874TAB 转弯顶板链, 基链节距 19.05mm (3/4")
1874TAB SIDEFLEXING PLATE TOP CHAIN, PITCH 19.05mm (3/4")



链轮 Sprocket
Page C21/C22

链号 Chain No.	宽度 Width (W)		重量 Weight		载荷 Working Load
	mm	inch	kg/m	lbs/ft	N
STEEL TOP PLATE / STEEL BASE CHAIN					
1874 TAB - K325	82.5	3.25	3.33	2.24	4500
1874 TAB - K450	114.3	4.50	4.00	2.69	4500
1874 TAB - K600	152.4	6.00	4.40	2.95	4500
1874 TAB - K750	190.5	7.50	4.80	3.22	4500
STAINLESS STEEL TOP PLATE / STAINLESS STEEL BASE CHAIN					
1874 TAB SS - K325	82.5	3.25	3.33	2.24	3400
1874 TAB SS - K450	114.3	4.50	4.00	2.69	3400
1874 TAB SS - K600	152.4	6.00	4.40	2.95	3400
1874 TAB SS - K750	190.5	7.50	4.80	3.22	3400

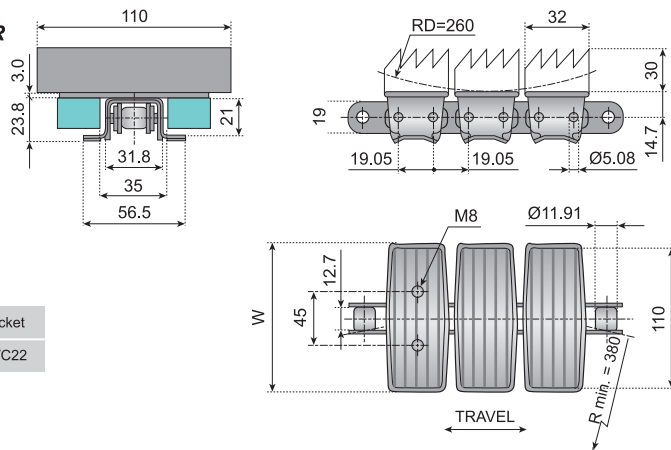
扣链式提升链/顶板链 Sideflexing Chains With Snap On Gripper / Welded Plate Top Chains

FLAT TOP CHAINS

1874TAB-G 扣链式提升链 1874TAB-G SIDEFLEXING CHAIN WITH SNAP ON GRIPPER

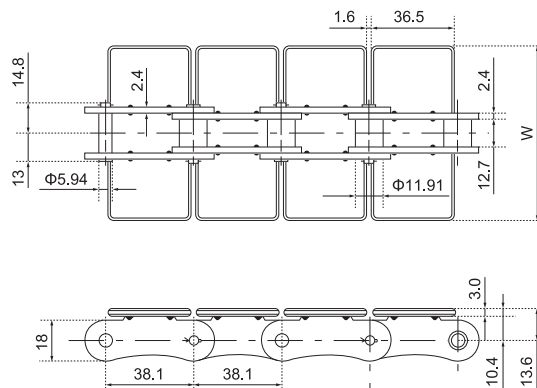


链轮 Sprocket
Page C21/C22



链号 Chain No.	宽度 Width (W)		重量 Weight		载荷 Working Load N
	mm	inch	kg/m	lbs/ft	
STEEL TOP PLATE / STEEL BASE CHAIN					
1874 TAB - K325G	82.6	3.25	3.33	2.24	4500
1874 TAB - K450G	114.3	4.50	4.00	2.69	4500
1874 TAB - K600G	152.4	6.00	4.40	2.95	4500
1874 TAB - K750G	190.5	7.50	4.80	3.22	4500
STAINLESS STEEL TOP PLATE / STAINLESS STEEL BASE CHAIN					
1874 TAB SS- K325G	82.6	3.25	3.33	2.24	3400
1874 TAB SS - K450G	114.3	4.50	4.00	2.69	3400
1874 TAB SS - K600G	152.4	6.00	4.40	2.95	3400
1874 TAB SS - K750G	190.5	7.50	4.80	3.22	3400

TPW 焊接顶板链 TPW WELDED PLATE TOP CHAIN

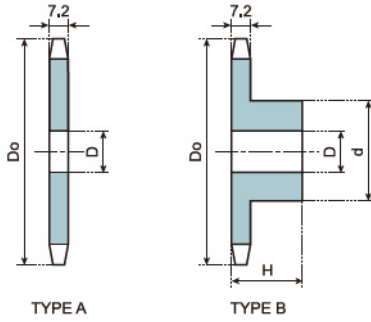


材质：碳钢或不锈钢
Material: Carbon Steel or Stainless Steel

链号 Chain No.	宽度 Width (W)		重量 Weight	
	mm	inch	kg/m	lbs/ft
TPW - K217	55	2.17	2.7	1.82
TPW - K250	63.5	2.50	2.9	1.95
TPW - K300	76.2	3.00	3.2	2.15
TPW - K325	82.6	3.25	3.3	2.22
TPW - K375	95.3	3.75	3.6	2.42
TPW - K400	101.6	4.00	3.8	2.56
TPW - K450	114.3	4.50	4.0	2.69
TPW - K500	127	5.00	4.3	2.89
TPW - K600	152.4	6.00	5.0	3.36
TPW - K750	190.5	7.50	5.9	3.97

钢质链轮 *Steel Sprockets*

40 钢质链轮 40 STEEL SPROCKET



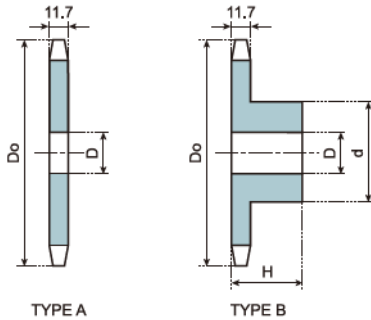
链轮适用于 843/845/1843 系列链条
FOR CHAIN 843/845/1843

注:		Note:	
节距	12.7 mm	Pitch	12.7 mm
内节链内宽	7.95 mm	Inner Width	7.95 mm
滚子直径	7.95 mm	Roller Ø	7.95 mm
齿宽	7.2 mm	Tooth Width	7.2 mm

材质: 碳钢或不锈钢 (也可以按此标准生产塑料材质链轮)
Material: Carbon Steel or Stainless Steel (plastic material also available)

编号 CODE	TYPE A			TYPE B				
	外径 Do Outer dia. (mm)	节径 Dp Pitch dia. (mm)	孔径 D Bore dia. (mm)	外径 Do Outer dia. (mm)	节径 Dp Pitch dia. (mm)	孔径 D Bore dia. (mm)	凸台直径 d Hub dia. (mm)	总长 H Overall Length (mm)
13T	59	53.07	13.5	59	53.07	13.5	37	22
14T	63	57.07	13.5	63	57.07	13.5	42	22
15T	67	61.08	13.5	67	61.08	13.5	46	22
16T	71	65.10	13.5	71	65.10	13.5	50	22
17T	76	69.12	13.5	76	69.12	13.5	54	22
18T	80	73.14	13.5	80	73.14	13.5	57	22
19T	84	77.16	13.5	84	77.16	13.5	62	22
20T	88	81.18	14	88	81.18	14	67	25
21T	92	85.21	14	92	85.21	14	71	25
22T	96	89.24	14	96	89.24	14	75	25
23T	100	93.27	14	100	93.27	14	77	25
24T	104	97.30	14	104	97.30	14	63	25
25T	108	101.33	14	108	101.33	14	63	25
26T	112	105.36	14	112	105.36	14	63	25
27T	116	109.40	14	116	109.40	14	63	25
28T	120	113.43	14	120	113.43	14	63	25
29T	124	117.46	14	124	117.46	14	63	25
30T	128	121.50	14	128	121.50	14	63	25

60 钢质链轮 60 STEEL SPROCKET



链轮适用于 863/963/1864/1873/1874/3873 系列链条
FOR CHAIN 863/963/1864/1873/1874/3873

注:		Note:	
节距	19.05 mm	Pitch	19.05 mm
内节链内宽	12.70 mm	Inner Width	12.70 mm
滚子直径	11.91 mm	Roller Ø	11.91 mm
齿宽	11.70 mm	Tooth Width	11.70 mm

材质: 碳钢或不锈钢 (也可以按此标准生产塑料材质链轮)
Material: Carbon Steel or Stainless Steel (plastic material also available)

编号 CODE	TYPE A			TYPE B				
	外径 Do Outer dia. (mm)	节径 Dp Pitch dia. (mm)	孔径 D Bore dia. (mm)	外径 Do Outer dia. (mm)	节径 Dp Pitch dia. (mm)	孔径 D Bore dia. (mm)	凸台直径 d Hub dia. (mm)	总长 H Overall Length (mm)
13T	89	79.60	14	89	79.60	14	57	32
14T	95	85.61	16	95	85.61	16	62	32
15T	101	91.62	16	101	91.62	16	68	32
16T	107	97.65	16	107	97.65	16	73	32
17T	113	103.67	16	113	103.67	16	73	32
18T	119	109.71	16	119	109.71	16	83	40
19T	126	115.74	16	126	115.74	16	83	40
20T	132	121.78	16	132	121.78	16	83	40
21T	138	127.82	16	138	127.82	16	83	40
22T	144	133.86	16	144	133.86	16	83	40
23T	150	139.90	16	150	139.90	16	83	40
24T	156	145.95	16	156	145.95	16	83	40
25T	162	151.99	16	162	151.99	16	83	40
26T	168	158.04	16	168	158.04	16	83	40
27T	174	164.09	20	174	164.09	20	83	40
28T	180	170.14	20	180	170.14	20	83	40
29T	187	176.20	20	187	176.20	20	83	40
30T	193	182.25	20	193	182.25	20	83	40